

Easy setup and simple operation

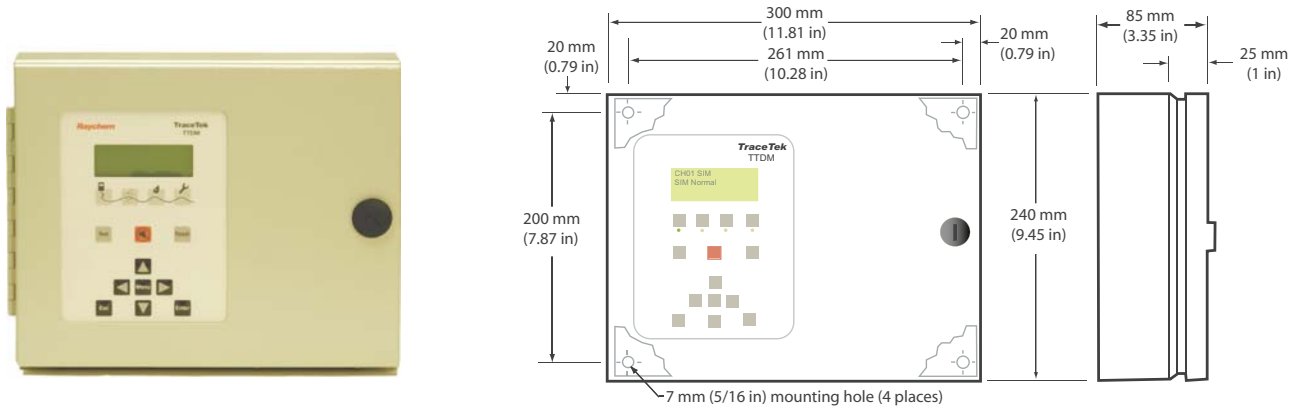
The TTDM-128 module directly monitors up to 1500 m (5000 ft) of sensor cable and a network of up to 128 remote TraceTek modules. The remote modules may be a combination of sensor interface modules (TTSIM), relay modules (TT-NRM) or additional TTDM-128 modules. With its networking capability, the TTDM-128 provides tremendous flexibility in terms of system layout options and monitoring capability.

When liquid is detected on any of the sensors, the TTDM-128 sounds an alarm, closes relay contacts, turns on a front panel LED and displays the circuit identification and location of the leak on the alphanumeric display. The leak detection event is logged to a non-volatile event history file. All status and event information is made available via the front panel keyboard or RS232/RS485 modbus digital communication to a host computer, PLC or plant/building automation system.

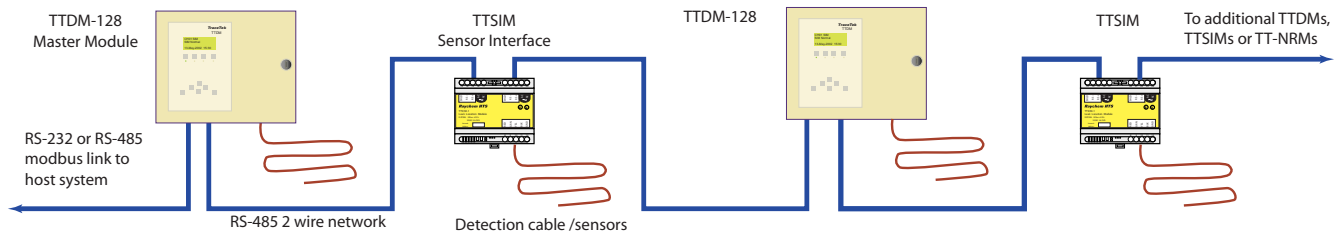
Each sensor circuit detects, locates and tracks leaks independently from any other circuits connected to the TTDM-128. There is no loss of sensitivity and no re-mapping required after an initial leak is detected. A simple map showing where the sensors are installed is the only field calibration requirement.

Design Features

- Multiple event tracking capability for up to 128 independent sensor circuits.
- Summary relay contacts, LED status lights, LCD information display at the TTDM-128 panel.
- Standard external interface modes include: dry contacts, and RS232/RS485 modbus communication. A 4-20 mA analog output option is available.
- Event history accessible from the front panel or via serial port to identify type of event, time, location, and other parameters for all sensor events or user adjustments and interventions.
- Layered password protection for setup changes.
- Adjustable sensitivity and selectable measurement units.
- Universal power supply for 120/240 Vac 50/60 Hz (24 volt option available).
- Non-volatile memory for event history, setup and network configuration.
- Complete remote operation and monitoring through modbus communications or using optional TT-SUPERVISOR Windows software.



TraceTek Network Arrangement



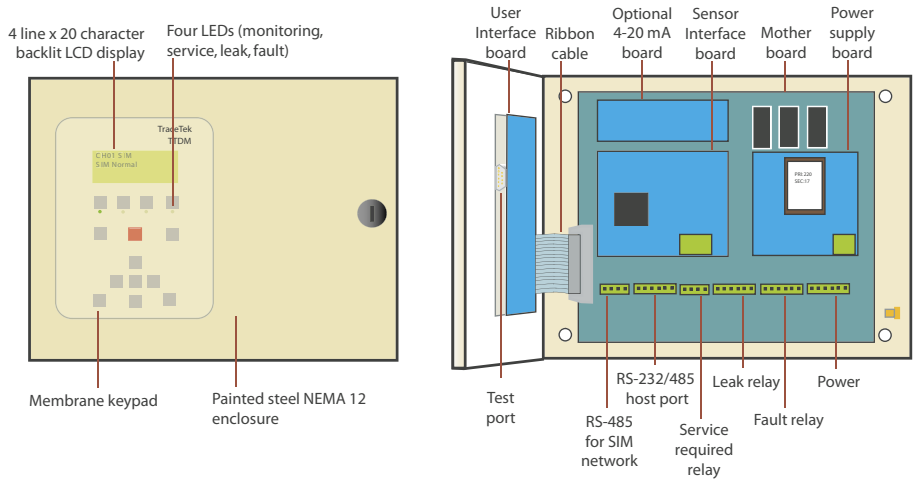
General Features

Sensor compatibility	All TraceTek sensor cables and point sensors or contact closure devices
Maximum size of network	
Number of TTSIM modules	128 (less number of TT-NRMs installed)
Maximum number of TT-NRM	10
Precision	± 0.1% of circuit length
Units	Feet, meters or zones
Display language	English, French, German, Spanish, Japanese, Italian

Ordering Information

Ordering Information	Catalog Number	Description
Supply voltage	TTDM-128	115 V + 15%, - 20% ; 230 V ± 10% ; 50/60 Hz
	TTDM-128-24V	24 V AC + 5%, - 35% ; 24 V DC ± 20%
Accessories	TT-NRM	Network relay module
	TTSIM-1	Network sensor interface module
	TTSIM-1A	Network sensor interface module with relay
	TTDM-4/20	4-20 mA analog output board
	TT-SUPERVISOR	Windows based PC software


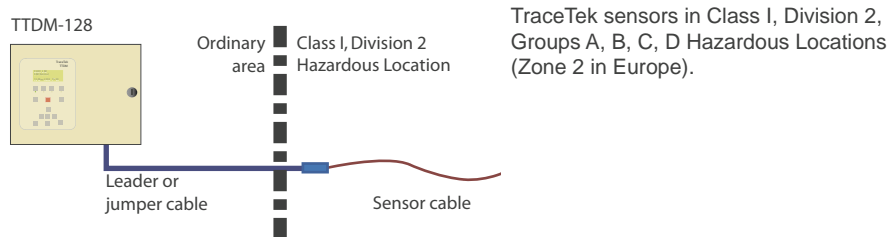
TTDM-128 Leak Detection Master Module



Environmental	Storage Temperature	-18°C to 60°C (0°F to 140°F)
	Operating temperature	0°C to 50°C (32°F to 122°F)
	Humidity	5% to 95% non-condensing
Audible Alarm	Piezo electric	
Power consumption	TTDM-128	Less than 6 VA (5 W)
	TTDM-128-24V	Less than 12 VA (10 W)
Interfaces	Relays	Number: 3 (service required, leak, fault)
		Type: DPDT
		Ratings: 5 A at 250 V AC / 24 V DC
	TraceTek Network Port	RS-485 (2 wire)
	External Serial Port (to host)	RS232 (3 or 5 wire) or RS485 (2 wire)

Approvals and certifications

The TTDM-128 unit is approved for use in ordinary areas. The module must be located in an ordinary area, but may monitor intrinsically safe TraceTek sensors located in hazardous locations, as shown below.



Electromagnetic compatibility



Tyco Thermal Controls
300 Constitution Drive
Menlo Park, CA 94025-1164

Distributed by:

Industrial Heater
8400 Wolf Lake Drive
Suite 116
Bartlett, TN 38133
Tel: (888) 451-4328
Fax: (901) 382-4766
E-mail: info@iheater.com
www.iheater.com

Important: All information, including illustrations, is believed to be reliable. Users, however, should independently evaluate the suitability of each product for their particular application. Tyco Thermal Controls makes no warranty as to the accuracy or completeness of the information, and disclaims any liability regarding its use. Tyco Thermal Controls' only obligations are those in the Tyco Thermal Controls Standard Terms and Conditions of Sale for this product, and in no case will Tyco Thermal Controls or its distributors be liable for any incidental, indirect, or consequential damages arising from the sale, resale, use or misuse of the product. Specifications are subject to change without notice. In addition, Tyco Thermal Controls reserves the right to make changes – without notification to Buyer – to processing or materials that do not affect compliance with any applicable specification.

TraceTek and Tyco are trademarks of Tyco Thermal Controls LLC or its affiliates.